



Riva Light Cure HV (Liquid)

SDI (North America) Inc.

Version No: 3.1

Safety Data Sheet according to OSHA HazCom Standard (2012) requirements

Issue Date: 19/10/2023

Print Date: 22/11/2023

L.GHS.USA.EN

SECTION 1 Identification

Product Identifier

Product name	Riva Light Cure HV (Liquid)
Chemical Name	Not Applicable
Synonyms	Not Available
Chemical formula	Not Applicable
Other means of identification	Not Available

Recommended use of the chemical and restrictions on use

Relevant identified uses	Use according to manufacturer's directions.
--------------------------	---

Name, address, and telephone number of the chemical manufacturer, importer, or other responsible party

Registered company name	SDI (North America) Inc.	SDI Limited	SDI Germany GmbH
Address	1279 Hamilton Parkway Itasca IL 60143 United States	3-15 Brunsdon Street Bayswater VIC 3153 Australia	Hansestrasse 85 Cologne D-51149 Germany
Telephone	+1 630 361 9200	+61 3 8727 7111	+49 0 2203 9255 0
Fax	Not Available	+61 3 8727 7222	+49 0 2203 9255 200
Website	www.sdi.com.au	www.sdi.com.au	www.sdi.com.au
Email	USA.Canada@sdi.com.au	info@sdi.com.au	germany@sdi.com.au

Registered company name	SDI HOLDINGS PTY LTD DO
Address	Rua Dr. Reinaldo Schmithausen 3141 – Cordeiros Itajaí – SC – CEP 88310-004 Brazil
Telephone	+55 11 3092 7100
Fax	Not Available
Website	http://www.sdi.com.au/
Email	Brasil@sdi.com.au

Emergency phone number

Association / Organisation	SDI Limited	CHEMWATCH EMERGENCY RESPONSE (24/7)
Emergency telephone numbers	131126 Poisons Information Centre	+1 855-237-5573
Other emergency telephone numbers	+61 3 8727 7111	+61 3 9573 3188

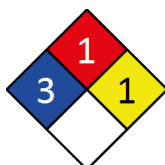
Once connected and if the message is not in your preferred language then please dial 01

Una vez conectado y si el mensaje no está en su idioma preferido, por favor marque 02

SECTION 2 Hazard(s) identification

Classification of the substance or mixture

NFPA 704 diamond



Note: The hazard category numbers found in GHS classification in section 2 of this SDSs are NOT to be used to fill in the NFPA 704 diamond. Blue = Health Red = Fire Yellow = Reactivity White = Special (Oxidizer or water reactive substances)

Classification	Acute Toxicity (Oral) Category 4, Skin Corrosion/Irritation Category 2, Sensitisation (Skin) Category 1, Serious Eye Damage/Eye Irritation Category 1, Specific Target Organ Toxicity - Single Exposure (Narcotic Effects) Category 3, Germ Cell Mutagenicity Category 2, Carcinogenicity Category 1B, Reproductive Toxicity Category 2, Specific Target Organ Toxicity - Repeated Exposure Category 2, Hazardous to the Aquatic Environment Long-Term Hazard Category 3
----------------	--

Riva Light Cure HV (Liquid)

Label elements

Hazard pictogram(s)	
Signal word	Danger

Hazard statement(s)

H302	Harmful if swallowed.
H315	Causes skin irritation.
H317	May cause an allergic skin reaction.
H318	Causes serious eye damage.
H336	May cause drowsiness or dizziness.
H341	Suspected of causing genetic defects.
H350	May cause cancer.
H361	Suspected of damaging fertility or the unborn child.
H373	May cause damage to organs through prolonged or repeated exposure.
H412	Harmful to aquatic life with long lasting effects.

Hazard(s) not otherwise classified

Not Applicable

Precautionary statement(s) Prevention

P201	Obtain special instructions before use.
P260	Do not breathe mist/vapours/spray.
P271	Use in a well-ventilated area.
P280	Wear protective gloves, protective clothing, eye protection and face protection.
P261	Avoid breathing mist/vapours/spray.
P264	Wash all exposed external body areas thoroughly after handling.
P270	Do not eat, drink or smoke when using this product.
P273	Avoid release to the environment.
P202	Do not handle until all safety precautions have been read and understood.
P272	Contaminated work clothing must not be allowed out of the workplace.

Precautionary statement(s) Response

P305+P351+P338	IF IN EYES: Rinse cautiously with water for several minutes. Remove contact lenses, if present and easy to do. Continue rinsing.
P308+P313	IF exposed or concerned: Get medical advice/ attention.
P310	Immediately call a POISON CENTER/doctor/physician/first aider.
P312	Call a POISON CENTER/doctor/physician/first aider/if you feel unwell.
P314	Get medical advice/attention if you feel unwell.
P333+P313	If skin irritation or rash occurs: Get medical advice/attention.
P301+P312	IF SWALLOWED: Call a POISON CENTER/doctor/physician/first aider/if you feel unwell.
P302+P352	IF ON SKIN: Wash with plenty of water.
P304+P340	IF INHALED: Remove person to fresh air and keep comfortable for breathing.
P330	Rinse mouth.
P332+P313	If skin irritation occurs: Get medical advice/attention.
P362+P364	Take off contaminated clothing and wash it before reuse.

Precautionary statement(s) Storage

P405	Store locked up.
P403+P233	Store in a well-ventilated place. Keep container tightly closed.

Precautionary statement(s) Disposal

P501	Dispose of contents/container to authorised hazardous or special waste collection point in accordance with any local regulation.
------	--

SECTION 3 Composition / information on ingredients

Substances

See section below for composition of Mixtures

Mixtures

Continued...

Riva Light Cure HV (Liquid)

CAS No	%[weight]	Name
868-77-9	10-20	<u>2-hydroxyethyl methacrylate</u>
52628-03-2	10-20	<u>HEMA-phosphate derivative</u>
1830-78-0	1-10	<u>glycerol dimethacrylate</u>
2867-47-2	1-7	<u>dimethylaminoethyl methacrylate</u>
87-69-4	1-5	<u>tartaric acid</u>
10287-53-3	0-1	<u>ethyl 4-dimethylaminobenzoate</u>
10373-78-1	0-1	<u>camphorquinone</u>
128-37-0	0-1	<u>2,6-di-tert-butyl-4-methylphenol</u>

SECTION 4 First-aid measures

Description of first aid measures

Eye Contact	<p>If this product comes in contact with the eyes:</p> <ul style="list-style-type: none"> ▶ Immediately hold eyelids apart and flush the eye continuously with running water. ▶ Ensure complete irrigation of the eye by keeping eyelids apart and away from eye and moving the eyelids by occasionally lifting the upper and lower lids. ▶ Continue flushing until advised to stop by the Poisons Information Centre or a doctor, or for at least 15 minutes. ▶ Transport to hospital or doctor without delay. ▶ Removal of contact lenses after an eye injury should only be undertaken by skilled personnel.
Skin Contact	<p>If skin or hair contact occurs:</p> <ul style="list-style-type: none"> ▶ Immediately flush body and clothes with large amounts of water, using safety shower if available. ▶ Quickly remove all contaminated clothing, including footwear. ▶ Wash skin and hair with running water. Continue flushing with water until advised to stop by the Poisons Information Centre. ▶ Transport to hospital, or doctor.
Inhalation	<ul style="list-style-type: none"> ▶ If fumes or combustion products are inhaled remove from contaminated area. ▶ Lay patient down. Keep warm and rested. ▶ Prostheses such as false teeth, which may block airway, should be removed, where possible, prior to initiating first aid procedures. ▶ Apply artificial respiration if not breathing, preferably with a demand valve resuscitator, bag-valve mask device, or pocket mask as trained. Perform CPR if necessary. ▶ Transport to hospital, or doctor, without delay.
Ingestion	<ul style="list-style-type: none"> ▶ For advice, contact a Poisons Information Centre or a doctor at once. ▶ Urgent hospital treatment is likely to be needed. ▶ If swallowed do NOT induce vomiting. ▶ If vomiting occurs, lean patient forward or place on left side (head-down position, if possible) to maintain open airway and prevent aspiration. ▶ Observe the patient carefully. ▶ Never give liquid to a person showing signs of being sleepy or with reduced awareness; i.e. becoming unconscious. ▶ Give water to rinse out mouth, then provide liquid slowly and as much as casualty can comfortably drink. ▶ Transport to hospital or doctor without delay.

Most important symptoms and effects, both acute and delayed

See Section 11

Indication of any immediate medical attention and special treatment needed

Treat symptomatically.

SECTION 5 Fire-fighting measures

Extinguishing media

- ▶ Foam.
- ▶ Dry chemical powder.
- ▶ BCF (where regulations permit).
- ▶ Carbon dioxide.
- ▶ Water spray or fog - Large fires only.

Special hazards arising from the substrate or mixture

Fire Incompatibility	▶ Avoid contamination with oxidising agents i.e. nitrates, oxidising acids, chlorine bleaches, pool chlorine etc. as ignition may result
-----------------------------	--

Special protective equipment and precautions for fire-fighters

Fire Fighting	<ul style="list-style-type: none"> ▶ Alert Fire Brigade and tell them location and nature of hazard. ▶ May be violently or explosively reactive. ▶ Wear full body protective clothing with breathing apparatus. ▶ Prevent, by any means available, spillage from entering drains or water course. ▶ Fight fire from a safe distance, with adequate cover. ▶ If safe, switch off electrical equipment until vapour fire hazard removed. ▶ Use water delivered as a fine spray to control the fire and cool adjacent area. ▶ Avoid spraying water onto liquid pools. ▶ Do not approach containers suspected to be hot. ▶ Cool fire exposed containers with water spray from a protected location. ▶ If safe to do so, remove containers from path of fire.
Fire/Explosion Hazard	<ul style="list-style-type: none"> ▶ Combustible. ▶ Slight fire hazard when exposed to heat or flame. ▶ Heating may cause expansion or decomposition leading to violent rupture of containers. ▶ On combustion, may emit toxic fumes of carbon monoxide (CO). ▶ May emit acrid smoke.

Continued...

Riva Light Cure HV (Liquid)

▶ Mists containing combustible materials may be explosive.
 Combustion products include:
 carbon dioxide (CO₂)
 nitrogen oxides (NO_x)
 phosphorus oxides (PO_x)
 other pyrolysis products typical of burning organic material.
 May emit clouds of acrid smoke
 May emit poisonous fumes.
 May emit corrosive fumes.

SECTION 6 Accidental release measures

Personal precautions, protective equipment and emergency procedures

See section 8

Environmental precautions

See section 12

Methods and material for containment and cleaning up

Minor Spills	<ul style="list-style-type: none"> ▶ Remove all ignition sources. ▶ Clean up all spills immediately. ▶ Avoid breathing vapours and contact with skin and eyes. ▶ Control personal contact with the substance, by using protective equipment. ▶ Contain and absorb spill with sand, earth, inert material or vermiculite. ▶ Wipe up. ▶ Place in a suitable, labelled container for waste disposal.
Major Spills	<ul style="list-style-type: none"> ▶ Clear area of personnel and move upwind. ▶ Alert Fire Brigade and tell them location and nature of hazard. ▶ Wear full body protective clothing with breathing apparatus. ▶ Prevent, by all means available, spillage from entering drains or water courses. ▶ Consider evacuation (or protect in place). ▶ No smoking, naked lights or ignition sources. ▶ Increase ventilation. ▶ Stop leak if safe to do so. ▶ Water spray or fog may be used to disperse / absorb vapour. ▶ Contain or absorb spill with sand, earth or vermiculite. ▶ Collect recoverable product into labelled containers for recycling. ▶ Collect solid residues and seal in labelled drums for disposal. ▶ Wash area and prevent runoff into drains. ▶ After clean up operations, decontaminate and launder all protective clothing and equipment before storing and re-using. ▶ If contamination of drains or waterways occurs, advise emergency services.

Personal Protective Equipment advice is contained in Section 8 of the SDS.

SECTION 7 Handling and storage

Precautions for safe handling

Safe handling	<ul style="list-style-type: none"> ▶ Most acrylic monomers have low viscosity therefore pouring, material transfer and processing of these materials do not necessitate heating. ▶ Viscous monomers may require heating to facilitate handling. To facilitate product transfer from original containers, product must be heated to no more than 60 deg. C. (140 F.), for not more than 24 hours. ▶ Do NOT use localised heat sources such as band heaters to heat/ melt product. ▶ Do NOT use steam. ▶ Hot boxes or hot rooms are recommended for heating/ melting material. The hot box or hot room should be set a maximum temperature of 60 deg. C. (140 F.). ▶ Do NOT overheat - this may compromise product quality and /or result in an uncontrolled hazardous polymerisation. ▶ If product freezes, heat as indicated above and mix gently to redistribute the inhibitor. Product should be consumed in its entirety after heating/ melting; avoid multiple "reheats" which may affect product quality or result in product degradation. ▶ Product should be packaged with inhibitor(s). Unless inhibited, product may polymerise, raising temperature and pressure, possibly rupturing container. Check inhibitor level periodically, adding to bulk material if needed. In addition, the product's inhibitor(s) require the presence of dissolved oxygen. Maintain, at a minimum, the original headspace in the product container and do NOT blanket or mix with oxygen-free gas as it renders the inhibitor ineffective. Ensure air space (oxygen) is present during product heating / melting. ▶ Store product indoors at temperatures greater than the product's freezing point (or greater than 0 deg. C. (32 F.)) if no freezing point available and below 38 deg. C (100 F.). ▶ Avoid prolonged storage (longer than shelf-life) storage temperatures above 38 deg. C (100 F.). ▶ Store in tightly closed containers in a properly vented storage area away from heat, sparks, open flame, strong oxidisers, radiation and other initiators. ▶ Prevent contamination by foreign materials. ▶ Prevent moisture contact. ▶ Use only non-sparking tools and limit storage time. Unless specified elsewhere, shelf-life is 6 months from receipt. ▶ DO NOT allow clothing wet with material to stay in contact with skin ▶ Avoid all personal contact, including inhalation. ▶ Wear protective clothing when risk of exposure occurs. ▶ Use in a well-ventilated area. ▶ Prevent concentration in hollows and sumps. ▶ DO NOT enter confined spaces until atmosphere has been checked. ▶ Avoid smoking, naked lights or ignition sources. ▶ Avoid contact with incompatible materials. ▶ When handling, DO NOT eat, drink or smoke. ▶ Keep containers securely sealed when not in use. ▶ Avoid physical damage to containers. ▶ Always wash hands with soap and water after handling. ▶ Work clothes should be laundered separately. ▶ Use good occupational work practice.
----------------------	--

Continued...

Riva Light Cure HV (Liquid)

	<ul style="list-style-type: none"> ▶ Observe manufacturer's storage and handling recommendations contained within this SDS. ▶ Atmosphere should be regularly checked against established exposure standards to ensure safe working conditions.
Other information	<ul style="list-style-type: none"> ▶ Polymerisation may occur slowly at room temperature. ▶ Store below 38 deg. C. ▶ Store in original containers. ▶ Keep containers securely sealed. ▶ No smoking, naked lights or ignition sources. ▶ Store in a cool, dry, well-ventilated area. ▶ Store away from incompatible materials and foodstuff containers. ▶ Protect containers against physical damage and check regularly for leaks. ▶ Observe manufacturer's storage and handling recommendations contained within this SDS.

Conditions for safe storage, including any incompatibilities

Suitable container	<p>For acrylates or methacrylates: Storage tanks and pipes should be made of stainless steel or aluminium. Although they do not corrode carbon steel, there is a risk of contamination if corrosion does occur.</p> <ul style="list-style-type: none"> ▶ Metal can or drum ▶ Packaging as recommended by manufacturer. ▶ Check all containers are clearly labelled and free from leaks.
Storage incompatibility	<ul style="list-style-type: none"> ▶ Polymerisation may occur slowly at room temperature. ▶ Storage requires stabilising inhibitor content and dissolved oxygen content to be monitored. Refer to manufacturer's recommended levels. ▶ DO NOT overfill containers so as to maintain free head space above product. ▶ Blanketing or sparging with nitrogen or oxygen free gas will deactivate stabiliser. ▶ Store below 38 deg. C. <p>for multifunctional acrylates:</p> <ul style="list-style-type: none"> ▶ Avoid exposure to free radical initiators (peroxides, persulfates) , iron, rust, oxidisers, and strong acids and strong bases. ▶ Avoid heat, flame, sunlight, X-rays or ultra-violet radiation. ▶ Storage beyond expiration date, may initiate polymerisation. Polymerisation of large quantities may be violent (even explosive) ▶ Stable under controlled storage conditions provided material contains adequate stabiliser / polymerisation inhibitor. ▶ Bulk storages may have special storage requirements ▶ WARNING: Gradual decomposition in strong, sealed containers may lead to a large pressure build-up and subsequent explosion. Rapid and violent polymerisation possible at temperatures above 32 deg c.

SECTION 8 Exposure controls / personal protection

Control parameters

Occupational Exposure Limits (OEL)

INGREDIENT DATA

Source	Ingredient	Material name	TWA	STEL	Peak	Notes
US OSHA Permissible Exposure Limits (PELs) Table Z-1	camphorquinone	Particulates Not Otherwise Regulated (PNOR)- Respirable fraction	5 mg/m3	Not Available	Not Available	Not Available
US OSHA Permissible Exposure Limits (PELs) Table Z-1	camphorquinone	Particulates Not Otherwise Regulated (PNOR)- Total dust	15 mg/m3	Not Available	Not Available	Not Available
US OSHA Permissible Exposure Limits (PELs) Table Z-3	camphorquinone	Inert or Nuisance Dust: Respirable fraction	5 mg/m3 / 15 mppcf	Not Available	Not Available	Not Available
US OSHA Permissible Exposure Limits (PELs) Table Z-3	camphorquinone	Inert or Nuisance Dust: Total Dust	15 mg/m3 / 50 mppcf	Not Available	Not Available	Not Available
US NIOSH Recommended Exposure Limits (RELs)	camphorquinone	Particulates not otherwise regulated	Not Available	Not Available	Not Available	See Appendix D
US OSHA Permissible Exposure Limits (PELs) Table Z-1	2,6-di-tert-butyl-4-methylphenol	Particulates Not Otherwise Regulated (PNOR)- Total dust	15 mg/m3	Not Available	Not Available	Not Available
US OSHA Permissible Exposure Limits (PELs) Table Z-1	2,6-di-tert-butyl-4-methylphenol	Particulates Not Otherwise Regulated (PNOR)- Respirable fraction	5 mg/m3	Not Available	Not Available	Not Available
US OSHA Permissible Exposure Limits (PELs) Table Z-3	2,6-di-tert-butyl-4-methylphenol	Inert or Nuisance Dust: Total Dust	15 mg/m3 / 50 mppcf	Not Available	Not Available	Not Available
US OSHA Permissible Exposure Limits (PELs) Table Z-3	2,6-di-tert-butyl-4-methylphenol	Inert or Nuisance Dust: Respirable fraction	5 mg/m3 / 15 mppcf	Not Available	Not Available	Not Available
US NIOSH Recommended Exposure Limits (RELs)	2,6-di-tert-butyl-4-methylphenol	2,6-Di-tert-butyl-p-cresol	10 mg/m3	Not Available	Not Available	Not Available

Emergency Limits

Ingredient	TEEL-1	TEEL-2	TEEL-3
2-hydroxyethyl methacrylate	1.9 mg/m3	21 mg/m3	1,000 mg/m3
tartaric acid	1.6 mg/m3	17 mg/m3	100 mg/m3

Ingredient	Original IDLH	Revised IDLH
2-hydroxyethyl methacrylate	Not Available	Not Available
HEMA-phosphate derivative	Not Available	Not Available
glycerol dimethacrylate	Not Available	Not Available
dimethylaminoethyl methacrylate	Not Available	Not Available
tartaric acid	Not Available	Not Available
ethyl 4-dimethylaminobenzoate	Not Available	Not Available
camphorquinone	Not Available	Not Available

Continued...

Riva Light Cure HV (Liquid)

Ingredient	Original IDLH	Revised IDLH
2,6-di-tert-butyl-4-methylphenol	Not Available	Not Available

Occupational Exposure Banding

Ingredient	Occupational Exposure Band Rating	Occupational Exposure Band Limit
2-hydroxyethyl methacrylate	E	≤ 0.1 ppm
HEMA-phosphate derivative	E	≤ 0.1 ppm
glycerol dimethacrylate	E	≤ 0.1 ppm
dimethylaminoethyl methacrylate	E	≤ 0.1 ppm
tartaric acid	E	≤ 0.01 mg/m ³
ethyl 4-dimethylaminobenzoate	D	> 0.01 to ≤ 0.1 mg/m ³

Notes: Occupational exposure banding is a process of assigning chemicals into specific categories or bands based on a chemical's potency and the adverse health outcomes associated with exposure. The output of this process is an occupational exposure band (OEB), which corresponds to a range of exposure concentrations that are expected to protect worker health.

MATERIAL DATA

NOTE D: Certain substances which are susceptible to spontaneous polymerisation or decomposition are generally placed on the market in a stabilised form. It is in this form that they are listed on Annex I

When they are placed on the market in a non-stabilised form, the label must state the name of the substance followed by the words "non-stabilised"

European Union (EU) List of harmonised classification and labelling hazardous substances, Table 3.1, Annex VI, Regulation (EC) No 1272/2008 (CLP) - up to the latest ATP

Exposure controls

Appropriate engineering controls	<p>Engineering controls are used to remove a hazard or place a barrier between the worker and the hazard. Well-designed engineering controls can be highly effective in protecting workers and will typically be independent of worker interactions to provide this high level of protection.</p> <p>The basic types of engineering controls are:</p> <p>Process controls which involve changing the way a job activity or process is done to reduce the risk.</p> <p>Enclosure and/or isolation of emission source which keeps a selected hazard "physically" away from the worker and ventilation that strategically "adds" and "removes" air in the work environment. Ventilation can remove or dilute an air contaminant if designed properly. The design of a ventilation system must match the particular process and chemical or contaminant in use.</p> <p>Employers may need to use multiple types of controls to prevent employee overexposure.</p> <ul style="list-style-type: none"> ▶ Employees exposed to confirmed human carcinogens should be authorized to do so by the employer, and work in a regulated area. ▶ Work should be undertaken in an isolated system such as a "glove-box" . Employees should wash their hands and arms upon completion of the assigned task and before engaging in other activities not associated with the isolated system. ▶ Within regulated areas, the carcinogen should be stored in sealed containers, or enclosed in a closed system, including piping systems, with any sample ports or openings closed while the carcinogens are contained within. ▶ Open-vessel systems are prohibited. ▶ Each operation should be provided with continuous local exhaust ventilation so that air movement is always from ordinary work areas to the operation. ▶ Exhaust air should not be discharged to regulated areas, non-regulated areas or the external environment unless decontaminated. Clean make-up air should be introduced in sufficient volume to maintain correct operation of the local exhaust system. ▶ For maintenance and decontamination activities, authorized employees entering the area should be provided with and required to wear clean, impervious garments, including gloves, boots and continuous-air supplied hood. Prior to removing protective garments the employee should undergo decontamination and be required to shower upon removal of the garments and hood. ▶ Except for outdoor systems, regulated areas should be maintained under negative pressure (with respect to non-regulated areas). ▶ Local exhaust ventilation requires make-up air be supplied in equal volumes to replaced air. ▶ Laboratory hoods must be designed and maintained so as to draw air inward at an average linear face velocity of 0.76 m/sec with a minimum of 0.64 m/sec. Design and construction of the fume hood requires that insertion of any portion of the employees body, other than hands and arms, be disallowed.
Individual protection measures, such as personal protective equipment	
Eye and face protection	<ul style="list-style-type: none"> ▶ Chemical goggles. [AS/NZS 1337.1, EN166 or national equivalent] ▶ Full face shield may be required for supplementary but never for primary protection of eyes. ▶ Contact lenses may pose a special hazard; soft contact lenses may absorb and concentrate irritants. A written policy document, describing the wearing of lenses or restrictions on use, should be created for each workplace or task. This should include a review of lens absorption and adsorption for the class of chemicals in use and an account of injury experience. Medical and first-aid personnel should be trained in their removal and suitable equipment should be readily available. In the event of chemical exposure, begin eye irrigation immediately and remove contact lens as soon as practicable. Lens should be removed at the first signs of eye redness or irritation - lens should be removed in a clean environment only after workers have washed hands thoroughly. [CDC NIOSH Current Intelligence Bulletin 59].
Skin protection	See Hand protection below
Hands/feet protection	<ul style="list-style-type: none"> ▶ When handling corrosive liquids, wear trousers or overalls outside of boots, to avoid spills entering boots. <p>NOTE:</p> <ul style="list-style-type: none"> ▶ The material may produce skin sensitisation in predisposed individuals. Care must be taken, when removing gloves and other protective equipment, to avoid all possible skin contact. ▶ Contaminated leather items, such as shoes, belts and watch-bands should be removed and destroyed. <p>The selection of suitable gloves does not only depend on the material, but also on further marks of quality which vary from manufacturer to manufacturer. Where the chemical is a preparation of several substances, the resistance of the glove material can not be calculated in advance and has therefore to be checked prior to the application.</p> <p>The exact break through time for substances has to be obtained from the manufacturer of the protective gloves and has to be observed when making a final choice.</p> <p>Personal hygiene is a key element of effective hand care. Gloves must only be worn on clean hands. After using gloves, hands should be washed and dried thoroughly. Application of a non-perfumed moisturiser is recommended.</p> <p>Suitability and durability of glove type is dependent on usage. Important factors in the selection of gloves include:</p> <ul style="list-style-type: none"> · frequency and duration of contact, · chemical resistance of glove material, · glove thickness and · dexterity

Riva Light Cure HV (Liquid)

Select gloves tested to a relevant standard (e.g. Europe EN 374, US F739, AS/NZS 2161.1 or national equivalent).

- When prolonged or frequently repeated contact may occur, a glove with a protection class of 5 or higher (breakthrough time greater than 240 minutes according to EN 374, AS/NZS 2161.10.1 or national equivalent) is recommended.
- When only brief contact is expected, a glove with a protection class of 3 or higher (breakthrough time greater than 60 minutes according to EN 374, AS/NZS 2161.10.1 or national equivalent) is recommended.
- Some glove polymer types are less affected by movement and this should be taken into account when considering gloves for long-term use.
- Contaminated gloves should be replaced.

As defined in ASTM F-739-96 in any application, gloves are rated as:

- Excellent when breakthrough time > 480 min
- Good when breakthrough time > 20 min
- Fair when breakthrough time < 20 min
- Poor when glove material degrades

For general applications, gloves with a thickness typically greater than 0.35 mm, are recommended.

It should be emphasised that glove thickness is not necessarily a good predictor of glove resistance to a specific chemical, as the permeation efficiency of the glove will be dependent on the exact composition of the glove material. Therefore, glove selection should also be based on consideration of the task requirements and knowledge of breakthrough times.

Glove thickness may also vary depending on the glove manufacturer, the glove type and the glove model. Therefore, the manufacturers technical data should always be taken into account to ensure selection of the most appropriate glove for the task.

Note: Depending on the activity being conducted, gloves of varying thickness may be required for specific tasks. For example:

- Thinner gloves (down to 0.1 mm or less) may be required where a high degree of manual dexterity is needed. However, these gloves are only likely to give short duration protection and would normally be just for single use applications, then disposed of.
- Thicker gloves (up to 3 mm or more) may be required where there is a mechanical (as well as a chemical) risk i.e. where there is abrasion or puncture potential

Gloves must only be worn on clean hands. After using gloves, hands should be washed and dried thoroughly. Application of a non-perfumed moisturiser is recommended.

General warning: Do NOT use latex gloves! Use only recommended gloves - using the wrong gloves may increase the risk:

Exposure condition

Short time use; (few minutes less than 0.5 hour)
Little physical stress

Use of thin nitrile rubber gloves:
Nitrile rubber (0.1 mm)

Excellent tactility ("feel"), powder-free
Disposable
Inexpensive
Give adequate protection to low molecular weigh acrylic monomers

Exposure condition

Medium time use;
less than 4 hours
Physical stress (opening drums, using tools, etc.)

Use of medium thick nitrile rubber gloves

Nitrile rubber, NRL (latex) free; <0.45 mm
Moderate tactility ("feel"), powder-free
Disposable
Moderate price
Gives adequate protection for most acrylates up to 4 hours
Do NOT give adequate protection to low molecular weight monomers at exposures longer than 1 hour

Exposure condition

Long time
Cleaning operations

Nitrile rubber, NRL (latex) free; >0.56 mm

low tactility ("feel"), powder free
High price
Gives adequate protection for most acrylates in combination with commonly used solvents up to 8 hours
Do NOT give adequate protection to low molecular weight monomers at exposures longer than 1 hour
Avoid use of ketones and acetates in wash-up solutions.

Where none of this gloves ensure safe handling (for example in long term handling of acrylates containing high levels of acetates and/ or ketones, use laminated multilayer gloves.

Guide to the Classification and Labelling of UV/EB Acrylates Third edition, 231 October 2007 - Cefic

Body protection

See Other protection below

Other protection

- Employees working with confirmed human carcinogens should be provided with, and be required to wear, clean, full body protective clothing (smocks, coveralls, or long-sleeved shirt and pants), shoe covers and gloves prior to entering the regulated area. [AS/NZS ISO 6529:2006 or national equivalent]
- Employees engaged in handling operations involving carcinogens should be provided with, and required to wear and use half-face filter-type respirators with filters for dusts, mists and fumes, or air purifying canisters or cartridges. A respirator affording higher levels of protection may be substituted. [AS/NZS 1715 or national equivalent]
- Emergency deluge showers and eyewash fountains, supplied with potable water, should be located near, within sight of, and on the same level with locations where direct exposure is likely.
- Prior to each exit from an area containing confirmed human carcinogens, employees should be required to remove and leave protective clothing and equipment at the point of exit and at the last exit of the day, to place used clothing and equipment in impervious containers at the point of exit for purposes of decontamination or disposal. The contents of such impervious containers must be identified with suitable labels. For maintenance and decontamination activities, authorized employees entering the area should be provided with and required to wear clean, impervious garments, including gloves, boots and continuous-air supplied hood.
- Prior to removing protective garments the employee should undergo decontamination and be required to shower upon removal of the garments and hood.
- Overalls.
- P.V.C apron.
- Barrier cream.
- Skin cleansing cream.
- Eye wash unit.

Respiratory protection

Type A-P Filter of sufficient capacity. (AS/NZS 1716 & 1715, EN 143:2000 & 149:2001, ANSI Z88 or national equivalent)

Where the concentration of gas/particulates in the breathing zone, approaches or exceeds the "Exposure Standard" (or ES), respiratory protection is required. Degree of protection varies with both face-piece and Class of filter; the nature of protection varies with Type of filter.

Required Minimum Protection Factor	Half-Face Respirator	Full-Face Respirator	Powered Air Respirator
up to 10 x ES	A-AUS P2	-	A-PAPR-AUS / Class 1 P2
up to 50 x ES	-	A-AUS / Class 1 P2	-

Continued...

Riva Light Cure HV (Liquid)

up to 100 x ES	-	A-2 P2	A-PAPR-2 P2 ^
----------------	---	--------	---------------

^ - Full-face

A(All classes) = Organic vapours, B AUS or B1 = Acid gasses, B2 = Acid gas or hydrogen cyanide(HCN), B3 = Acid gas or hydrogen cyanide(HCN), E = Sulfur dioxide(SO₂), G = Agricultural chemicals, K = Ammonia(NH₃), Hg = Mercury, NO = Oxides of nitrogen, MB = Methyl bromide, AX = Low boiling point organic compounds(below 65 degC)

- ▶ Cartridge respirators should never be used for emergency ingress or in areas of unknown vapour concentrations or oxygen content.
 - ▶ The wearer must be warned to leave the contaminated area immediately on detecting any odours through the respirator. The odour may indicate that the mask is not functioning properly, that the vapour concentration is too high, or that the mask is not properly fitted. Because of these limitations, only restricted use of cartridge respirators is considered appropriate.
 - ▶ Cartridge performance is affected by humidity. Cartridges should be changed after 2 hr of continuous use unless it is determined that the humidity is less than 75%, in which case, cartridges can be used for 4 hr. Used cartridges should be discarded daily, regardless of the length of time used
- Avoid inhalation.

SECTION 9 Physical and chemical properties

Information on basic physical and chemical properties

Appearance	Liquid.		
Physical state	Liquid	Relative density (Water = 1)	Not Available
Odour	Not Available	Partition coefficient n-octanol / water	Not Available
Odour threshold	Not Available	Auto-ignition temperature (°C)	Not Available
pH (as supplied)	Not Available	Decomposition temperature (°C)	Not Available
Melting point / freezing point (°C)	Not Applicable	Viscosity (cSt)	Not Available
Initial boiling point and boiling range (°C)	Not Available	Molecular weight (g/mol)	Not Applicable
Flash point (°C)	Not Available	Taste	Not Available
Evaporation rate	Not Available	Explosive properties	Not Available
Flammability	Not Available	Oxidising properties	Not Available
Upper Explosive Limit (%)	Not Available	Surface Tension (dyn/cm or mN/m)	Not Available
Lower Explosive Limit (%)	Not Available	Volatile Component (%vol)	Not Available
Vapour pressure (kPa)	Not Available	Gas group	Not Available
Solubility in water	Not Available	pH as a solution (1%)	Not Available
Vapour density (Air = 1)	Not Available	VOC g/L	Not Available

SECTION 10 Stability and reactivity

Reactivity	See section 7
Chemical stability	<ul style="list-style-type: none"> ▶ Stable under controlled storage conditions provided material contains adequate stabiliser / polymerisation inhibitor. ▶ Bulk storages may have special storage requirements ▶ WARNING: Gradual decomposition in strong, sealed containers may lead to a large pressure build-up and subsequent explosion. Rapid and violent polymerisation possible at temperatures above 32 deg c. ▶ Unstable in the presence of incompatible materials. ▶ Product is considered stable. ▶ Hazardous polymerisation will not occur.
Possibility of hazardous reactions	See section 7
Conditions to avoid	See section 7
Incompatible materials	See section 7
Hazardous decomposition products	See section 5

SECTION 11 Toxicological information

Information on toxicological effects

Inhaled	Inhalation of vapours may cause drowsiness and dizziness. This may be accompanied by narcosis, reduced alertness, loss of reflexes, lack of coordination and vertigo. No report of respiratory illness in humans as a result of exposure to multifunctional acrylates has been found. Similarly evidence of systemic damage does not appear to exist. Inhalation hazard is increased at higher temperatures. Inhalation of vapours or aerosols (mists, fumes), generated by the material during the course of normal handling, may produce serious damage to the health of the individual.
Ingestion	Accidental ingestion of the material may be harmful; animal experiments indicate that ingestion of less than 150 gram may be fatal or may produce serious damage to the health of the individual.
Skin Contact	All multifunctional acrylates (MFA) produce skin discomfort and are known or suspected skin sensitisers. Aerosols generated in the industrial process are reported to produce dermatitis - vapours generated by the heat of milling may also occur in sufficient concentration to produce dermatitis. Because exposure to industrial aerosols of MFA may also include exposure to various resin systems, photo-initiators, solvents, hydrogen-transfer agents, stabilisers, surfactants, fillers and polymerisation inhibitors, toxic effects may arise due to a range of chemical actions. Open cuts, abraded or irritated skin should not be exposed to this material

Riva Light Cure HV (Liquid)

	<p>Entry into the blood-stream through, for example, cuts, abrasions, puncture wounds or lesions, may produce systemic injury with harmful effects. Examine the skin prior to the use of the material and ensure that any external damage is suitably protected.</p> <p>Evidence exists, or practical experience predicts, that the material either produces inflammation of the skin in a substantial number of individuals following direct contact, and/or produces significant inflammation when applied to the healthy intact skin of animals, for up to four hours, such inflammation being present twenty-four hours or more after the end of the exposure period. Skin irritation may also be present after prolonged or repeated exposure; this may result in a form of contact dermatitis (nonallergic). The dermatitis is often characterised by skin redness (erythema) and swelling (oedema) which may progress to blistering (vesiculation), scaling and thickening of the epidermis. At the microscopic level there may be intercellular oedema of the spongy layer of the skin (spongiosis) and intracellular oedema of the epidermis.</p>										
Eye	When applied to the eye(s) of animals, the material produces severe ocular lesions which are present twenty-four hours or more after instillation.										
Chronic	<p>Repeated or long-term occupational exposure is likely to produce cumulative health effects involving organs or biochemical systems. Strong evidence exists that the substance may cause irreversible but non-lethal mutagenic effects following a single exposure. Practical experience shows that skin contact with the material is capable either of inducing a sensitisation reaction in a substantial number of individuals, and/or of producing a positive response in experimental animals.</p> <p>Substances that can cause occupational asthma (also known as asthmagens and respiratory sensitisers) can induce a state of specific airway hyper-responsiveness via an immunological, irritant or other mechanism. Once the airways have become hyper-responsive, further exposure to the substance, sometimes even to tiny quantities, may cause respiratory symptoms. These symptoms can range in severity from a runny nose to asthma. Not all workers who are exposed to a sensitiser will become hyper-responsive and it is impossible to identify in advance who are likely to become hyper-responsive.</p> <p>Substances that can cause occupational asthma should be distinguished from substances which may trigger the symptoms of asthma in people with pre-existing air-way hyper-responsiveness. The latter substances are not classified as asthmagens or respiratory sensitisers. Wherever it is reasonably practicable, exposure to substances that can cause occupational asthma should be prevented. Where this is not possible the primary aim is to apply adequate standards of control to prevent workers from becoming hyper-responsive. Activities giving rise to short-term peak concentrations should receive particular attention when risk management is being considered. Health surveillance is appropriate for all employees exposed or liable to be exposed to a substance which may cause occupational asthma and there should be appropriate consultation with an occupational health professional over the degree of risk and level of surveillance.</p> <p>On the basis, primarily, of animal experiments, the material may be regarded as carcinogenic to humans. There is sufficient evidence to provide a strong presumption that human exposure to the material may result in cancer on the basis of:</p> <ul style="list-style-type: none"> - appropriate long-term animal studies - other relevant information <p>Harmful: danger of serious damage to health by prolonged exposure through inhalation, in contact with skin and if swallowed. Serious damage (clear functional disturbance or morphological change which may have toxicological significance) is likely to be caused by repeated or prolonged exposure. As a rule the material produces, or contains a substance which produces severe lesions. Such damage may become apparent following direct application in subchronic (90 day) toxicity studies or following sub-acute (28 day) or chronic (two-year) toxicity tests.</p> <p>Exposure to the material may cause concerns for human fertility, generally on the basis that results in animal studies provide sufficient evidence to cause a strong suspicion of impaired fertility in the absence of toxic effects, or evidence of impaired fertility occurring at around the same dose levels as other toxic effects, but which are not a secondary non-specific consequence of other toxic effects.</p> <p>Exposure to the material may cause concerns for humans owing to possible developmental toxic effects, generally on the basis that results in appropriate animal studies provide strong suspicion of developmental toxicity in the absence of signs of marked maternal toxicity, or at around the same dose levels as other toxic effects but which are not a secondary non-specific consequence of other toxic effects.</p> <p>Sensitisation may give severe responses to very low levels of exposure, in situations where exposure may occur.</p>										
Riva Light Cure HV (Liquid)	<table border="1"> <thead> <tr> <th>TOXICITY</th> <th>IRRITATION</th> </tr> </thead> <tbody> <tr> <td>Not Available</td> <td>Not Available</td> </tr> </tbody> </table>	TOXICITY	IRRITATION	Not Available	Not Available						
TOXICITY	IRRITATION										
Not Available	Not Available										
2-hydroxyethyl methacrylate	<table border="1"> <thead> <tr> <th>TOXICITY</th> <th>IRRITATION</th> </tr> </thead> <tbody> <tr> <td>Dermal (rabbit) LD50: >3000 mg/kg^[2]</td> <td>Eye (rabbit): SEVERE *post-exposure</td> </tr> <tr> <td>Oral (Rat) LD50: >=2000 mg/kg^[1]</td> <td>Eye: adverse effect observed (irritating)^[1]</td> </tr> <tr> <td></td> <td>Skin (rabbit): non-irritating * Rohm & Haas</td> </tr> <tr> <td></td> <td>Skin: no adverse effect observed (not irritating)^[1]</td> </tr> </tbody> </table>	TOXICITY	IRRITATION	Dermal (rabbit) LD50: >3000 mg/kg ^[2]	Eye (rabbit): SEVERE *post-exposure	Oral (Rat) LD50: >=2000 mg/kg ^[1]	Eye: adverse effect observed (irritating) ^[1]		Skin (rabbit): non-irritating * Rohm & Haas		Skin: no adverse effect observed (not irritating) ^[1]
TOXICITY	IRRITATION										
Dermal (rabbit) LD50: >3000 mg/kg ^[2]	Eye (rabbit): SEVERE *post-exposure										
Oral (Rat) LD50: >=2000 mg/kg ^[1]	Eye: adverse effect observed (irritating) ^[1]										
	Skin (rabbit): non-irritating * Rohm & Haas										
	Skin: no adverse effect observed (not irritating) ^[1]										
HEMA-phosphate derivative	<table border="1"> <thead> <tr> <th>TOXICITY</th> <th>IRRITATION</th> </tr> </thead> <tbody> <tr> <td>Oral (Rat) LD50: >2000 mg/kg^[1]</td> <td>Eye: adverse effect observed (irritating)^[1]</td> </tr> <tr> <td></td> <td>Skin: adverse effect observed (corrosive)^[1]</td> </tr> <tr> <td></td> <td>Skin: no adverse effect observed (not irritating)^[1]</td> </tr> </tbody> </table>	TOXICITY	IRRITATION	Oral (Rat) LD50: >2000 mg/kg ^[1]	Eye: adverse effect observed (irritating) ^[1]		Skin: adverse effect observed (corrosive) ^[1]		Skin: no adverse effect observed (not irritating) ^[1]		
TOXICITY	IRRITATION										
Oral (Rat) LD50: >2000 mg/kg ^[1]	Eye: adverse effect observed (irritating) ^[1]										
	Skin: adverse effect observed (corrosive) ^[1]										
	Skin: no adverse effect observed (not irritating) ^[1]										
glycerol dimethacrylate	<table border="1"> <thead> <tr> <th>TOXICITY</th> <th>IRRITATION</th> </tr> </thead> <tbody> <tr> <td>Not Available</td> <td>Not Available</td> </tr> </tbody> </table>	TOXICITY	IRRITATION	Not Available	Not Available						
TOXICITY	IRRITATION										
Not Available	Not Available										
dimethylaminoethyl methacrylate	<table border="1"> <thead> <tr> <th>TOXICITY</th> <th>IRRITATION</th> </tr> </thead> <tbody> <tr> <td>dermal (rat) LD50: >2000 mg/kg^[1]</td> <td>Not Available</td> </tr> <tr> <td>Inhalation(Rat) LC50: 0.62 mg/L4h^[2]</td> <td></td> </tr> <tr> <td>Oral (Rat) LD50: 1751 mg/kg^[2]</td> <td></td> </tr> </tbody> </table>	TOXICITY	IRRITATION	dermal (rat) LD50: >2000 mg/kg ^[1]	Not Available	Inhalation(Rat) LC50: 0.62 mg/L4h ^[2]		Oral (Rat) LD50: 1751 mg/kg ^[2]			
TOXICITY	IRRITATION										
dermal (rat) LD50: >2000 mg/kg ^[1]	Not Available										
Inhalation(Rat) LC50: 0.62 mg/L4h ^[2]											
Oral (Rat) LD50: 1751 mg/kg ^[2]											
tartaric acid	<table border="1"> <thead> <tr> <th>TOXICITY</th> <th>IRRITATION</th> </tr> </thead> <tbody> <tr> <td>dermal (rat) LD50: >2000 mg/kg^[1]</td> <td>Not Available</td> </tr> <tr> <td>Oral (Rat) LD50: >=2000<=5000 mg/kg^[1]</td> <td></td> </tr> </tbody> </table>	TOXICITY	IRRITATION	dermal (rat) LD50: >2000 mg/kg ^[1]	Not Available	Oral (Rat) LD50: >=2000<=5000 mg/kg ^[1]					
TOXICITY	IRRITATION										
dermal (rat) LD50: >2000 mg/kg ^[1]	Not Available										
Oral (Rat) LD50: >=2000<=5000 mg/kg ^[1]											
ethyl 4-dimethylaminobenzoate	<table border="1"> <thead> <tr> <th>TOXICITY</th> <th>IRRITATION</th> </tr> </thead> <tbody> <tr> <td>Not Available</td> <td>Eye: no adverse effect observed (not irritating)^[1]</td> </tr> </tbody> </table>	TOXICITY	IRRITATION	Not Available	Eye: no adverse effect observed (not irritating) ^[1]						
TOXICITY	IRRITATION										
Not Available	Eye: no adverse effect observed (not irritating) ^[1]										

Riva Light Cure HV (Liquid)

		Skin: no adverse effect observed (not irritating) ^[1]
camphorquinone	TOXICITY	IRRITATION
	Not Available	Not Available
2,6-di-tert-butyl-4-methylphenol	TOXICITY	IRRITATION
	dermal (rat) LD50: >2000 mg/kg ^[1]	Eye (rabbit): 100 mg/24h-moderate
	Oral (Rat) LD50: 890 mg/kg ^[2]	Eye: no adverse effect observed (not irritating) ^[1]
		Skin (human): 500 mg/48h - mild
		Skin (rabbit):500 mg/48h-moderate
		Skin: no adverse effect observed (not irritating) ^[1]
Legend:	1. Value obtained from Europe ECHA Registered Substances - Acute toxicity 2. Value obtained from manufacturer's SDS. Unless otherwise specified data extracted from RTECS - Register of Toxic Effect of chemical Substances	

2-HYDROXYETHYL METHACRYLATE	Dermal (rabbit): >5000 mg/kg* Effects persist beyond 21 days
HEMA-PHOSPHATE DERIVATIVE	NOAEL 300 mg/kg bw /day All constituents undergo similar transformation reactions, i.e., ester hydrolysis resulting in the formation of methacrylic acid and 2-hydroxyethyl dihydrogen phosphate. Another possible metabolic pathway predicted by the in vivo rat metabolism simulator is the phosphate hydrolysis or O-dealkylation of the methacryloyloxyethyl group. However, the results of acute, repeated dose and mutagenicity testing suggest that no toxic metabolites are formed when the constituents of test substance are broken down. Bioaccumulation Based on the physico-chemical information (log Kow and water solubility), it is concluded that the potential for bioaccumulation is low. Excretion Based on the physico-chemical information, metabolic pathways main excretion of test substance can be expected to be via urine. A study was conducted to assess the eye irritation potential of the test substance in rabbit according to OECD Guideline 405, EU Method B.5, US EPA OPPTS 870.2400 and JMAFF Guideline, 2000, in compliance with GLP.A single dose of 0.1 mL test substance was instilled into the sac of one eye. it was concluded that ocular corrosion had occurred by instillation of test substance into the rabbit eye in the animal. Hence, the substance was found to cause corrosive effects on the eye. The skin sensitization potential of the test substance was evaluated in a mouse local lymph node assay, conducted according to OECD Guideline 429 and EU Method B42, in compliance with GLP. Results show that the test substance at 50% concentration elicits a SI =3. The calculated EC3 value of test substance was 30.6% (w/v). Under the study conditions, the substance was shown to have sensitisation potential (sensitizer) in the local lymph node assay. Based on the available results from in vitro genotoxicity assays with the test substance, HEMA-phosphate, as well as the read across substance, test substance is not considered to have mutagenic or clastogenic potential. No adverse effect on reproductive performance as well as offspring was observed in the combined repeated dose and reproduction / developmental screening test. *REACH Dossier
GLYCEROL DIMETHACRYLATE	UV (ultraviolet)/ EB (electron beam) acrylates are generally of low toxicity UV/EB acrylates are divided into two groups; "stenomeric" and "eurymeric" acrylates. The first group consists of well-defined acrylates which can be described by a simple idealised chemical; they are low molecular weight species with a very narrow weight distribution profile. The eurymeric acrylates cannot be described by an idealised structure and may differ fundamentally between various suppliers; they are of relatively high molecular weight and possess a wide weight distribution. Stenomeric acrylates are usually more hazardous than the eurymeric substances. Stenomeric acrylates are also well defined which allows comparison and exchange of toxicity data - this allows more accurate classification. The stenomerics cannot be classified as a group; they exhibit substantial variation. The material may produce severe irritation to the eye causing pronounced inflammation. Repeated or prolonged exposure to irritants may produce conjunctivitis.
DIMETHYLAMINOETHYL METHACRYLATE	for dimethylaminoethyl methacrylate: Acute toxicity: 2-Dimethylaminoethyl methacrylate is supposedly metabolised to methacrylic acid and N,N-dimethylaminoethanol. Then the methacrylic acid may form an acetyl-CoA derivative, which then enters the normal lipid metabolism. The oral LD50 in rats is greater than 2000 mg/kg. This chemical is considered to be severely irritating or corrosive to skin and eye. This chemical does not have a sensitizing potential. Repeat dose toxicity: The OECD combined repeated dose and reproductive/developmental toxicity screening test [OECD TG 422] was conducted in rats at doses of 0, 40, 200 and 1000 mg/kg/day administered by gavage. For both sexes, a clear systemic toxicity was demonstrated only at 1000 mg/kg/day. Late onset of twitching, chronic convulsion and the suppression of body weight gain were observed. Three females out of 12 died. Histopathological examination revealed degeneration of nerve fibers in the brain and spinal cord, and hyperplasia of the mucosa, edema and inflammatory cell infiltration in the forestomach in both sexes. Increases in organ weights without histopathological changes were observed in the kidneys of both sexes, the livers of males, and the adrenals of females in this group. For the males in this group, BUN was slightly increased and anemic changes such as decreases in erythrocyte counts, haemoglobin concentration and haematocrit value, associated with a significant increase in reticulocyte ratio were observed. In males from the 200 mg/kg/day group, only slight anemic changes such as those observed at 1,000 mg/kg/day were seen, but the severity was considered toxicologically insignificant. The NOAEL for the repeat dose toxicity is considered to be 200 mg/kg/day. A repeated inhalation study for 3 weeks revealed a NOEL of 100 ppm. Nose and eye irritation was observed at 250 ppm (LOEL). Reproductive and developmental toxicity: In the above-described OECD combined repeated dose and reproductive/developmental toxicity screening test [OECD TG 422], there was no sign of reproductive toxicity up to 1000 mg/kg/day for males. Three females in the 1,000 mg/kg/day group, however, lost all of their pups in the lactation period. As to the developmental effect, the pups born from the females in the 1000 mg/kg/day group showed a lower body weight although no external abnormalities were observed. The NOAEL of the reproductive/developmental toxicity is considered to be 200 mg/kg/day for both parents and offspring. Genotoxicity: Two independent gene mutation tests in bacteria [OECD TG 471 & 472] resulted in negative results except for a positive result in <i>S. typhimurium</i> TA 1537 at 2500 ug without metabolic activation in one study. A HPRT study on Chinese hamster cultured cells [OECD TG 476] was negative. A chromosomal aberration test <i>in vitro</i> [TG 473] and a human lymphocyte test were positive with and without metabolic activation. However two <i>in vivo</i> studies [micronucleus assay, OECD TG 474] by i.p. or gavage respectively, gave negative results. Based on the weight of evidence, it is concluded that this chemical is not genotoxic <i>in vivo</i> .
TARTARIC ACID	Convulsions, haemorrhage recorded. for simple alpha-hydroxy carboxylic acids and their salts: The US Food and Drug Administration (FDA) received a total of 114 adverse dermatologic experience reports for alpha-hydroxy acids (AHA)-containing skin care products between 1992 and February 2004, with the maximum number in 1994. The reported adverse experiences included burning (45), dermatitis or rash (35), swelling (29), pigmentary changes (15), blisters or welts (14), skin peeling (13), itching (12), irritation or tenderness (8), chemical burns (6), and increased sunburn (3). The frequency of such reports for skin exfoliating products that contain AHAs has been considerably lower in subsequent years. The more serious adverse reactions appear to occur most often with products that cause the greatest degree of exfoliation, such as "skin peelers." Various studies confirmed previous industry studies indicating that applying AHAs to the skin results in increased UV sensitivity. After four weeks

Riva Light Cure HV (Liquid)

of AHA application, volunteers' sensitivity to skin reddening produced by UV increased by 18 percent. Similarly, the volunteers' sensitivity to UV-induced cellular damage doubled, on average, with considerable differences among individuals. Topical glycolic acid enhances photodamage by ultraviolet light.

However, the studies also indicated that this increase in sensitivity is reversible and does not last long after discontinuing use of the AHA cream. One week after the treatments were halted, researchers found no significant differences in UV sensitivity among the various skin sites.

Most AHAs are physiologic, natural, and non-toxic substances. All members of the group promote normal keratinization and desquamation.

Those with multiple hydroxyl groups are moisturizing antioxidants, and are especially gentle for sensitive skin.

The studies did not identify exactly how AHAs bring about the increased UV sensitivity, although the effects did not appear to involve dramatic increases in UV-induced damage to DNA in the skin.

Previous FDA studies have indicated that a cosmetic-type cream base caused an AHA to penetrate more deeply into the skin when compared to an AHA solution without the usual cosmetic ingredients. However, further studies will be needed to learn how much, if at all, those cosmetic-type ingredients influence the AHA-related effects on UV sensitivity.

The toxicology of simple alpha hydroxy carboxylic acids cluster is characterized by five compounds sharing the functional group defining the cluster name

Experimental data available for members of the simple alpha-hydroxy carboxylic acids indicate a low acute, repeated-dose, reproductive and developmental toxicity.

The simple alpha hydroxy carboxylic acids are eye and skin irritants but are not expected to be skin sensitizers.

Genotoxicity test data for two cluster members and a cancer bioassay for the calcium salt of propanoic acid, 2-hydroxy- yielded negative results and all other cluster members are considered to have little or no mutagenic or carcinogenic potential.

Acute oral toxicity of propanoic acid, 2-hydroxy- (2S)- (79-33-4) and propanoic acid, 2-hydroxy- (50-21-5) are low. The repeated-dose and developmental toxicity of the three tested simple alpha -hydroxy carboxylic acids is low. In EPA s High Production Volume Program, reproductive toxicity testing for propanoic acid, 2-hydroxy- (50-21-5) was deemed unnecessary because it is a normal component of human intermediary metabolism. Reproductive toxicity of acetic acid, 2-hydroxy- (79-14-1) has been tested and was found to be low. Low reproductive toxicity of the associated potassium salts is also expected to be low. Alpha-hydroxy carboxylic acids are severe eye irritants. Acetic acid, 2-hydroxy- (79-14-1), propanoic acid, 2-hydroxy- (2S)- (79-33-4) and propanoic acid, 2-hydroxy- (50-21-5) all produced positive skin irritation in rabbits. The members of this cluster are not expected to be skin sensitizers based on negative results in guinea pigs for both acetic acid, 2-hydroxy- (79-14-1) and propanoic acid, 2-hydroxy- (2S)- (79-33-4). Genotoxicity data for acetic acid, 2-hydroxy-(79-14-1) and propanoic acid, 2-hydroxy- (50-21-5) are negative, indicating that none of the cluster members are expected to be genotoxic. A 2-year drinking water study of the calcium salt of propanoic acid, 2-hydroxy- (50-21-5) in rats showed no evidence of carcinogenicity. An expert judgment based on mechanism-based structure-activity relationship considerations indicate little or no carcinogenic potential for any of the cluster members due to expected rapid metabolism/excretion and lack of genotoxic structural alert. This judgment is supported by the negative cancer and mutagenicity data for propanoic acid, 2-

hydroxy- (50-21-5), which is considered a reasonable analogue to the rest of the cluster.

Some products containing alpha-hydroxy acids (AHAs) have been marketed for uses such as treating acne, removing scars, and lightening discolorations. Among these are some products marketed as "skin peelers," which may contain relatively high concentrations of AHAs or other acids and are designed to remove the outer layer of the skin

2,6-DI-TERT-BUTYL-4-METHYLPHENOL

* Degussa SDS Effects such as behavioral changes, reduction in body weight gain, and decrement in body weight have been observed after long-term administration of BHT to mice and rats. Toxic effects may be attributed more to BHT metabolites than to their parent compound, only a few studies have focused on their carcinogenicity and toxicity, and not only on that of BHT. The metabolite BHT-QM (syn: 2,6-di-tert-butyl-1,4-methylene-2,5-cyclohexadien-1-one, CAS RN: 2607-52-5) is a very reactive compound which is considered to play a significant role in hepatotoxicity, pneumotoxicity, and skin tumor promotion in mice. In addition, it was reported that another quinone derivative, BHT-OH(t)QM (syn 2-tert-butyl-6-(2-hydroxy-tert-butyl-4-methylene-2,5-cyclohexadien-1-one, CAS RN: 124755-19-7), is chemically more reactive than BHT-QM, and it has been recognized as the principal metabolite responsible for lung tumor promotion activity of BHT in mice. BHT has been reported to exert prooxidant effects under certain conditions. Thus, when BHT was added in excess to a wheat seedling medium in aerobic conditions, an enhancement of the generation rate of superoxide anion was observed. This is a reactive particle that may damage cellular structures at high concentrations. In addition, an increase in hepatic microsomal lipid peroxidation was observed in rats fed with diets containing 0.2% of BHT for 30 days. Due to this ability of BHT to exert prooxidant effects at high concentrations, it has been used to induce experimental models of oxidative stress in several animals and fungi in order to study the protective effects of other compounds. Quinone methide derivatives form adducts with several proteins, including enzymes that protect cells from oxidative stress; this prooxidant state can also lead to cell oxidative damage. It must be noted that relationships between chronic oxidative stress and tumor promotion are well known. Some authors have reported that at high aeration rate, BHT can react with molecular oxygen rather than with the reactive oxygen species present, yielding BHT-phenoxy radical and superoxide anion. In addition, the phenolic radical itself may undergo redox recycling which can be a critical factor depending on the reductant involved. However, it has to be noted that BHT-phenoxy radical has been reported to be relatively stable. Furthermore, the potential reactivity of BHT-derived metabolites should be taken into account; some studies reported that not only BHT but also its metabolites, such as BHT-Q and BHT-QM, can act as prooxidant. As BHT undergoes several reactions during biotransformation, a large number of intermediate metabolites have been identified. However, their nature and concentration depend on the environmental conditions and on the animal species. Although the changes undergone by BHT during in vivo digestion processes have not been studied, after submission of a fluid deep-frying fat containing BHT and BHT-QM to an in vitro gastrointestinal digestion model, both these were detected in the digested samples. These results indicate that BHT and its toxic metabolite could remain bioaccessible for intestinal absorption. Studies concerning BHT metabolism have shown that, unlike other synthetic antioxidants, BHT is a potent inducer of the microsomal monooxygenase system and its major route of degradation is oxidation catalyzed by cytochrome P450. Studies have reported potential toxicity derived from the ingestion or administration of BHT. As for acute oral toxicity, although this is considered low in animals, it must be noted that 2 clinical cases were reported in patients who suffered acute neurotoxicity and gastritis after ingesting a high dose of BHT (4 and 80 g without medical prescription) to cure recurrent genital herpes. Regarding short-term subchronic toxicity studies, it has been reported that BHT causes dose-related increase in the incidence and severity of toxic nephrosis in mice, nephrotoxicity and pneumotoxicity in rats, and in chicken a marked congestion of the liver and kidney, as well as diffuse enlargement of the liver with rounded borders and rupture with hemorrhaging. It has to be noted that the EFSA Panel (2012) pointed out certain inconsistencies in the findings obtained from the short-term and subchronic toxicity studies. Several genotoxicity studies on BHT concluded that BHT does not represent a genotoxic risk, because most of the studies carried out to that date had shown BHT was not able to induce mutations or to damage deoxyribonucleic acid (DNA). Nevertheless, it must be mentioned that other studies reported contrary results. The effect of BHT and 7 of its metabolites on in vitro DNA cleavage was studied and the metabolites BHT-Q (syn: 2,6-di-tert-butyl-2,5-cyclohexadiene-1,4-dione, CAS RN: 719-22-2), BHT-CHO (syn: 3,5-di-tert-butyl-4-hydroxybenzaldehyde, CAS RN: 1620-98-0 and BHT-OOH (syn: 2,6-di-tert-butyl-4-methyl-4-hydroperoxy-2,5-cyclohexadien-1-one, CAS RN: 6485-57-0) were able to cleave DNA. The Panel on Food Additives and Nutrient Sources Added to Food of the European Food Safety Authority (EFSA) recognized that these positive genotoxicity results may be due to the prooxidative chemistry of BHT, which gives rise to reactive metabolites. Some studies addressed the carcinogenicity and chronic toxicity of BHT and its metabolites in rodents with contradictory results. Thus, mice-fed dietary BHT for a year developed marked hyperplasia of the hepatic bile ducts with an associated subacute cholangitis. Moreover, after 104 wk of administration of BHT, the formation of hepatocellular tumors in male mice was observed. After 10 months of feeding mice with a diet containing different amounts of BHT, an increased incidence of liver tumors in male, but not female, animals was also reported. However, in a similar study no evidence of the carcinogenicity of BHT administered to mice was observed. Studies performed in rats also reported dose-related increases in hepatocellular adenomas and carcinomas; nevertheless, other studies carried out with rats showed no consistent carcinogenic effects. Several studies have demonstrated the potential of BHT to act either as a tumor promotor or as a tumor suppressor, modulating the carcinogenicity of some well-known carcinogens. Barbara Nieva-Echevarria et al: Comprehensive reviews in Food Science and Food Safety, Vol 14, Dec 2014 <http://onlinelibrary.wiley.com/doi/10.1111/1541-4337.12121/pdf> for bridged alkyl phenols:



Acute toxicity: Acute oral and dermal toxicity data are available for all but two of the substances in the group. The data show that acute toxicity of these substances is low. The testing for acute toxicity spans five decades

Repeat dose toxicity: Repeat dose studies on the members of this category include both subchronic and chronic exposures. The liver is identified as the target organ in rats for all of the substances tested. NOAEL s or NOEL s in rats for 13- week studies ranged from 100 ppm (approximately 5 mg/kg/day) to 500 ppm (approximately 25 mg/kg/day) while NOAEL s or NOEL s in rats for chronic studies were the same, 25

Riva Light Cure HV (Liquid)

	<p>mg/kg/day (500 ppm).</p> <p>Reproductive toxicity: Evaluation of effects on reproduction for the bridged alkyl phenols is supplemented by histopathological data on male and female reproductive organs in repeated dose studies. The data on the effects of bridged alkyl phenols on reproduction and reproductive organs span the range of structures and molecular weights. While not all of the data for reproductive effects are from reproduction studies, microscopic evaluations of reproductive organs along with other short-term tests for reproductive effects provide adequate data to evaluate the effects of these bridged alkyl phenols on reproduction. It can be concluded that reproductive toxicity is low.</p> <p>Typically a two-year chronic feeding study provides data for 4,4'-thiobis-6-(t-butyl-m-cresol) (96-69-5). No adverse effects were noted on reproductive organs.</p> <p>Genotoxicity: Data from bacterial reverse mutation assays and <i>in vitro</i> and <i>in vivo</i> chromosome aberration studies were reviewed. Adequate bacterial gene mutation assays have been conducted with all of the category chemicals except two. Chromosome aberration studies, <i>in vitro</i> and/or <i>in vivo</i>, are available for all but two substances. The mutagenicity data span the range of structures and molecular weights and data can be bridged from other members of the group to meet any outstanding requirements. The weight of evidence for mutagenic potential for this category indicates these substances are not mutagenic.</p> <p>Carcinogenicity: The mutagenicity data combined with the animal data plus the long historical use of BHT (128-37-0) indicate that the chemicals in this class are not expected to exhibit any significant potential to cause cancer. The weight of the evidence indicates that these chemicals are not genotoxic.</p> <p>The Bridged Alkyl Phenols Category consists of a group of chemicals in which two molecules of mono or di-substituted alkyl (C1, C4, and/or C9) phenols are "bridged" or linked by a single atom (carbon or sulfur). The carbon atom linking the alkyl phenol groups contains hydrogen, propyl, or methyl substitutions. CAS No. 128-37-0 (BHT) is included in this category for data purposes because it is an alkyl phenol with a single carbon group such as the ones that link the phenol groups.</p> <p>For hindered phenols:</p> <p>Available data shows that acute toxicity of these substances is low.</p> <p>Mutagenicity. Data from bacterial reverse mutation assays and <i>in vitro</i> and <i>in vivo</i> chromosome aberration studies were reviewed. All assays, with and without metabolic activation, were negative. The weight of evidence for mutagenic potential for this category indicates these substances are not mutagenic.</p> <p>In Vitro Chromosome Aberration Studies. <i>In vitro</i> chromosome aberration studies are available for several members. All except 2,6-di-tert-butyl-p-cresol were negative.</p> <p>In Vivo Chromosome Aberration Studies. <i>In vivo</i> studies evaluating chromosome damage are available for six of the hindered phenols. All <i>in vivo</i> evaluations were negative.</p> <p>Repeated Dose Toxicity. Repeated dose toxicity data of approximately three months (90-day, 12- and 13-week) are available for some of the substances in this group. The liver was the target organ in rats for almost all of the substances with subchronic toxicity data in that species. Other target organs included thyroid and kidney and mesenteric lymph nodes. NOAELs in rats ranged from 100 ppm (approximately 5 mg/kg/day) to 10,000 ppm (500 mg/kg/day).</p> <p>Carcinogenicity: Data is available for 2,6-di-tert-butyl-p-cresol (128-37-0); and 4,4'-thiobis-6-(t-butyl-m-cresol) (96-69-5). Liver adenomas were reported for 2,6-di-tert-butyl-p-cresol (128-37-0) and a NOAEL was established for the study at 25 mg/kg/day. 4,4'-Thiobis-6-(t-butyl-m-cresol) (96-69-5) was not carcinogenic in rats or mice, but the kidney was identified as a target organ in female rats.</p> <p>The substance is classified by IARC as Group 3: NOT classifiable as to its carcinogenicity to humans. Evidence of carcinogenicity may be inadequate or limited in animal testing. NOTE: Substance has been shown to be mutagenic in at least one assay, or belongs to a family of chemicals producing damage or change to cellular DNA.</p>		
<p>2-HYDROXYETHYL METHACRYLATE & HEMA-PHOSPHATE DERIVATIVE & DIMETHYLAMINOETHYL METHACRYLATE & CAMPHORQUINONE</p>	<p>The following information refers to contact allergens as a group and may not be specific to this product.</p> <p>Contact allergies quickly manifest themselves as contact eczema, more rarely as urticaria or Quincke's oedema. The pathogenesis of contact eczema involves a cell-mediated (T lymphocytes) immune reaction of the delayed type. Other allergic skin reactions, e.g. contact urticaria, involve antibody-mediated immune reactions. The significance of the contact allergen is not simply determined by its sensitisation potential: the distribution of the substance and the opportunities for contact with it are equally important. A weakly sensitising substance which is widely distributed can be a more important allergen than one with stronger sensitising potential with which few individuals come into contact. From a clinical point of view, substances are noteworthy if they produce an allergic test reaction in more than 1% of the persons tested.</p>		
<p>2-HYDROXYETHYL METHACRYLATE & GLYCEROL DIMETHACRYLATE & DIMETHYLAMINOETHYL METHACRYLATE & TARTARIC ACID & 2,6-DI-TERT-BUTYL-4-METHYLPHENOL</p>	<p>Asthma-like symptoms may continue for months or even years after exposure to the material ends. This may be due to a non-allergic condition known as reactive airways dysfunction syndrome (RADS) which can occur after exposure to high levels of highly irritating compound. Main criteria for diagnosing RADS include the absence of previous airways disease in a non-atopic individual, with sudden onset of persistent asthma-like symptoms within minutes to hours of a documented exposure to the irritant. Other criteria for diagnosis of RADS include a reversible airflow pattern on lung function tests, moderate to severe bronchial hyperreactivity on methacholine challenge testing, and the lack of minimal lymphocytic inflammation, without eosinophilia. RADS (or asthma) following an irritating inhalation is an infrequent disorder with rates related to the concentration of and duration of exposure to the irritating substance. On the other hand, industrial bronchitis is a disorder that occurs as a result of exposure due to high concentrations of irritating substance (often particles) and is completely reversible after exposure ceases. The disorder is characterized by difficulty breathing, cough and mucus production.</p>		
<p>HEMA-PHOSPHATE DERIVATIVE & ETHYL 4-DIMETHYLAMINOBENZOATE & CAMPHORQUINONE</p>	<p>No significant acute toxicological data identified in literature search.</p>		
<p>HEMA-PHOSPHATE DERIVATIVE & GLYCEROL DIMETHACRYLATE & DIMETHYLAMINOETHYL METHACRYLATE</p>	<p>Where no "official" classification for acrylates and methacrylates exists, there has been cautious attempts to create classifications in the absence of contrary evidence. For example</p> <p>Monoalkyl or monoarylestere of acrylic acids should be classified as R36/37/38 and R51/53</p> <p>Monoalkyl or monoaryl estere of methacrylic acid should be classified as R36/37/38</p> <p>Based on the available oncogenicity data and without a better understanding of the carcinogenic mechanism the Health and Environmental Review Division (HERD), Office of Toxic Substances (OTS), of the US EPA previously concluded that all chemicals that contain the acrylate or methacrylate moiety (CH₂=CHCOO or CH₂=C(CH₃)COO) should be considered to be a carcinogenic hazard unless shown otherwise by adequate testing.</p> <p>This position has now been revised and acrylates and methacrylates are no longer <i>de facto</i> carcinogens.</p>		
<p>GLYCEROL DIMETHACRYLATE & 2,6-DI-TERT-BUTYL-4-METHYLPHENOL</p>	<p>The material may cause skin irritation after prolonged or repeated exposure and may produce a contact dermatitis (nonallergic). This form of dermatitis is often characterised by skin redness (erythema) and swelling the epidermis. Histologically there may be intercellular oedema of the spongy layer (spongiosis) and intracellular oedema of the epidermis.</p>		
<p>Acute Toxicity</p>	<p>✓</p>	<p>Carcinogenicity</p>	<p>✓</p>
<p>Skin Irritation/Corrosion</p>	<p>✓</p>	<p>Reproductivity</p>	<p>✓</p>
<p>Serious Eye Damage/Irritation</p>	<p>✓</p>	<p>STOT - Single Exposure</p>	<p>✓</p>
<p>Respiratory or Skin sensitisation</p>	<p>✓</p>	<p>STOT - Repeated Exposure</p>	<p>✓</p>
<p>Mutagenicity</p>	<p>✓</p>	<p>Aspiration Hazard</p>	<p>✗</p>

Riva Light Cure HV (Liquid)

Legenda:  - Data either not available or does not fulfil the criteria for classification
 - Data available to make classification

SECTION 12 Ecological information

Toxicity

	Endpoint	Test Duration (hr)	Species	Value	Source
Riva Light Cure HV (Liquid)	Not Available	Not Available	Not Available	Not Available	Not Available
2-hydroxyethyl methacrylate	Endpoint	Test Duration (hr)	Species	Value	Source
	EC50	72h	Algae or other aquatic plants	345mg/l	2
	EC50	48h	Crustacea	380mg/l	2
	NOEC(ECx)	504h	Crustacea	24.1mg/l	2
HEMA-phosphate derivative	Endpoint	Test Duration (hr)	Species	Value	Source
	EC50	72h	Algae or other aquatic plants	90mg/l	Not Available
	EC50	48h	Crustacea	>100mg/l	Not Available
	LC50	96h	Fish	>100mg/l	Not Available
glycerol dimethacrylate	Endpoint	Test Duration (hr)	Species	Value	Source
	EC50(ECx)	72h	Algae or other aquatic plants	90mg/l	Not Available
	Not Available	Not Available	Not Available	Not Available	Not Available
	Not Available	Not Available	Not Available	Not Available	Not Available
dimethylaminoethyl methacrylate	Endpoint	Test Duration (hr)	Species	Value	Source
	EC50	72h	Algae or other aquatic plants	0.201mg/l	2
	EC50	48h	Crustacea	53mg/l	1
	LC50	96h	Fish	19.1mg/l	2
tartaric acid	Endpoint	Test Duration (hr)	Species	Value	Source
	EC50	72h	Algae or other aquatic plants	51.404mg/l	2
	EC50	48h	Crustacea	93.313mg/l	2
	EC50	96h	Algae or other aquatic plants	23616mg/L	2
	NOEC(ECx)	72h	Algae or other aquatic plants	3.125mg/l	2
ethyl 4-dimethylaminobenzoate	Endpoint	Test Duration (hr)	Species	Value	Source
	LC50	96h	Fish	1.9mg/l	2
	EC50	72h	Algae or other aquatic plants	0.96mg/l	2
	EC50	48h	Crustacea	4.5mg/l	2
camphorquinone	Endpoint	Test Duration (hr)	Species	Value	Source
	EC10(ECx)	72h	Algae or other aquatic plants	0.28mg/l	2
2,6-di-tert-butyl-4-methylphenol	Endpoint	Test Duration (hr)	Species	Value	Source
	BCF	1344h	Fish	220-2800	7
	EC50	72h	Algae or other aquatic plants	>0.42mg/l	1
	EC50	48h	Crustacea	>0.17mg/l	2
	EC50	96h	Algae or other aquatic plants	0.758mg/l	2
	ErC50	72h	Algae or other aquatic plants	>0.42mg/l	1
	LC50	96h	Fish	>0.5mg/l	Not Available
EC0(ECx)	48h	Crustacea	>=0.31mg/l	1	

Legend: Extracted from 1. IUCLID Toxicity Data 2. Europe ECHA Registered Substances - Ecotoxicological Information - Aquatic Toxicity 4. US EPA, Ecotox database - Aquatic Toxicity Data 5. ECETOC Aquatic Hazard Assessment Data 6. NITE (Japan) - Bioconcentration Data 7. METI (Japan) - Bioconcentration Data 8. Vendor Data

Riva Light Cure HV (Liquid)

Harmful to aquatic organisms, may cause long-term adverse effects in the aquatic environment.

DO NOT discharge into sewer or waterways.

Persistence and degradability

Ingredient	Persistence: Water/Soil	Persistence: Air
2-hydroxyethyl methacrylate	LOW	LOW
glycerol dimethacrylate	LOW	LOW
dimethylaminoethyl methacrylate	HIGH	HIGH
tartaric acid	LOW	LOW
ethyl 4-dimethylaminobenzoate	HIGH	HIGH
camphorquinone	HIGH	HIGH
2,6-di-tert-butyl-4-methylphenol	HIGH	HIGH

Bioaccumulative potential

Ingredient	Bioaccumulation
2-hydroxyethyl methacrylate	LOW (BCF = 1.54)
glycerol dimethacrylate	LOW (LogKOW = 1.1616)
dimethylaminoethyl methacrylate	LOW (LogKOW = 0.9723)
tartaric acid	LOW (LogKOW = -1.0017)
ethyl 4-dimethylaminobenzoate	LOW (LogKOW = 2.4969)
camphorquinone	LOW (LogKOW = 1.52)
2,6-di-tert-butyl-4-methylphenol	HIGH (BCF = 2500)

Mobility in soil

Ingredient	Mobility
2-hydroxyethyl methacrylate	HIGH (KOC = 1.043)
glycerol dimethacrylate	LOW (KOC = 10)
dimethylaminoethyl methacrylate	LOW (KOC = 41.69)
tartaric acid	HIGH (KOC = 1)
ethyl 4-dimethylaminobenzoate	LOW (KOC = 66.61)
camphorquinone	LOW (KOC = 12.6)
2,6-di-tert-butyl-4-methylphenol	LOW (KOC = 23030)

SECTION 13 Disposal considerations

Waste treatment methods

Product / Packaging disposal	<ul style="list-style-type: none"> ▶ DO NOT allow wash water from cleaning or process equipment to enter drains. ▶ It may be necessary to collect all wash water for treatment before disposal. ▶ In all cases disposal to sewer may be subject to local laws and regulations and these should be considered first. ▶ Where in doubt contact the responsible authority. ▶ Recycle wherever possible or consult manufacturer for recycling options. ▶ Consult State Land Waste Authority for disposal. ▶ Bury or incinerate residue at an approved site. ▶ Recycle containers if possible, or dispose of in an authorised landfill.
------------------------------	---

SECTION 14 Transport information

Labels Required

Marine Pollutant	NO
------------------	----

Land transport (DOT): NOT REGULATED FOR TRANSPORT OF DANGEROUS GOODS

Air transport (ICAO-IATA / DGR): NOT REGULATED FOR TRANSPORT OF DANGEROUS GOODS

Sea transport (IMDG-Code / GGVSee): NOT REGULATED FOR TRANSPORT OF DANGEROUS GOODS

14.7.1. Transport in bulk according to Annex II of MARPOL and the IBC code

Not Applicable

14.7.2. Transport in bulk in accordance with MARPOL Annex V and the IMSBC Code

Product name	Group
2-hydroxyethyl methacrylate	Not Available
HEMA-phosphate derivative	Not Available
glycerol dimethacrylate	Not Available
dimethylaminoethyl methacrylate	Not Available
tartaric acid	Not Available

Riva Light Cure HV (Liquid)

Product name	Group
ethyl 4-dimethylaminobenzoate	Not Available
camphorquinone	Not Available
2,6-di-tert-butyl-4-methylphenol	Not Available

14.7.3. Transport in bulk in accordance with the IGC Code

Product name	Ship Type
2-hydroxyethyl methacrylate	Not Available
HEMA-phosphate derivative	Not Available
glycerol dimethacrylate	Not Available
dimethylaminoethyl methacrylate	Not Available
tartaric acid	Not Available
ethyl 4-dimethylaminobenzoate	Not Available
camphorquinone	Not Available
2,6-di-tert-butyl-4-methylphenol	Not Available

SECTION 15 Regulatory information

Safety, health and environmental regulations / legislation specific for the substance or mixture

2-hydroxyethyl methacrylate is found on the following regulatory lists

US DOE Temporary Emergency Exposure Limits (TEELs)
US Toxic Substances Control Act (TSCA) - Chemical Substance Inventory

HEMA-phosphate derivative is found on the following regulatory lists

US Toxic Substances Control Act (TSCA) - Chemical Substance Inventory

glycerol dimethacrylate is found on the following regulatory lists

US Toxic Substances Control Act (TSCA) - Chemical Substance Inventory

dimethylaminoethyl methacrylate is found on the following regulatory lists

US - Massachusetts - Right To Know Listed Chemicals
US Toxic Substances Control Act (TSCA) - Chemical Substance Inventory

tartaric acid is found on the following regulatory lists

US DOE Temporary Emergency Exposure Limits (TEELs)
US Toxic Substances Control Act (TSCA) - Chemical Substance Inventory

ethyl 4-dimethylaminobenzoate is found on the following regulatory lists

US Toxic Substances Control Act (TSCA) - Chemical Substance Inventory

camphorquinone is found on the following regulatory lists

International WHO List of Proposed Occupational Exposure Limit (OEL) Values for Manufactured Nanomaterials (MNMS)
US - Alaska Air Quality Control - Concentrations Triggering an Air Quality Episode for Air Pollutants Other Than PM-2.5
US NIOSH Recommended Exposure Limits (RELs)
US OSHA Permissible Exposure Limits (PELs) Table Z-1
US OSHA Permissible Exposure Limits (PELs) Table Z-3
US Toxic Substances Control Act (TSCA) - Chemical Substance Inventory

2,6-di-tert-butyl-4-methylphenol is found on the following regulatory lists

International Agency for Research on Cancer (IARC) - Agents Classified by the IARC Monographs - Not Classified as Carcinogenic
International WHO List of Proposed Occupational Exposure Limit (OEL) Values for Manufactured Nanomaterials (MNMS)
US - Alaska Air Quality Control - Concentrations Triggering an Air Quality Episode for Air Pollutants Other Than PM-2.5
US - Massachusetts - Right To Know Listed Chemicals
US NIOSH Recommended Exposure Limits (RELs)
US OSHA Permissible Exposure Limits (PELs) Table Z-1
US OSHA Permissible Exposure Limits (PELs) Table Z-3
US Toxic Substances Control Act (TSCA) - Chemical Substance Inventory

Additional Regulatory Information

Not Applicable

Federal Regulations

Superfund Amendments and Reauthorization Act of 1986 (SARA)

Section 311/312 hazard categories

Flammable (Gases, Aerosols, Liquids, or Solids)	No
Gas under pressure	No
Explosive	No
Self-heating	No
Pyrophoric (Liquid or Solid)	No
Pyrophoric Gas	No

Continued...

Riva Light Cure HV (Liquid)

Corrosive to metal	No
Oxidizer (Liquid, Solid or Gas)	No
Organic Peroxide	No
Self-reactive	No
In contact with water emits flammable gas	No
Combustible Dust	No
Carcinogenicity	Yes
Acute toxicity (any route of exposure)	Yes
Reproductive toxicity	Yes
Skin Corrosion or Irritation	Yes
Respiratory or Skin Sensitization	Yes
Serious eye damage or eye irritation	Yes
Specific target organ toxicity (single or repeated exposure)	Yes
Aspiration Hazard	No
Germ cell mutagenicity	Yes
Simple Asphyxiant	No
Hazards Not Otherwise Classified	No

US. EPA CERCLA Hazardous Substances and Reportable Quantities (40 CFR 302.4)

None Reported

State Regulations**US. California Proposition 65**

None Reported

National Inventory Status

National Inventory	Status
Australia - AIIC / Australia Non-Industrial Use	No (glycerol dimethacrylate)
Canada - DSL	No (glycerol dimethacrylate)
Canada - NDSL	No (2-hydroxyethyl methacrylate; HEMA-phosphate derivative; dimethylaminoethyl methacrylate; tartaric acid; ethyl 4-dimethylaminobenzoate)
China - IECSC	Yes
Europe - EINEC / ELINCS / NLP	Yes
Japan - ENCS	No (camphorquinone)
Korea - KECI	No (camphorquinone)
New Zealand - NZIoC	Yes
Philippines - PICCS	No (glycerol dimethacrylate)
USA - TSCA	Yes
Taiwan - TCSI	Yes
Mexico - INSQ	No (HEMA-phosphate derivative; glycerol dimethacrylate; ethyl 4-dimethylaminobenzoate; camphorquinone)
Vietnam - NCI	Yes
Russia - FBEPH	No (HEMA-phosphate derivative; glycerol dimethacrylate)
Legend:	<i>Yes = All CAS declared ingredients are on the inventory No = One or more of the CAS listed ingredients are not on the inventory. These ingredients may be exempt or will require registration.</i>

SECTION 16 Other information

Revision Date	19/10/2023
Initial Date	18/10/2023

SDS Version Summary

Version	Date of Update	Sections Updated
3.1	19/10/2023	Hazards identification - Classification, Composition / information on ingredients - Ingredients

Other information

Classification of the preparation and its individual components has drawn on official and authoritative sources as well as independent review by SDI Limited using available literature references.

The SDS is a Hazard Communication tool and should be used to assist in the Risk Assessment. Many factors determine whether the reported Hazards are Risks in the workplace or other settings. Risks may be determined by reference to Exposures Scenarios. Scale of use, frequency of use and current or available engineering controls must be considered.

Definitions and abbreviations

- ▶ PC - TWA: Permissible Concentration-Time Weighted Average
- ▶ PC - STEL: Permissible Concentration-Short Term Exposure Limit
- ▶ IARC: International Agency for Research on Cancer
- ▶ ACGIH: American Conference of Governmental Industrial Hygienists

Continued...

Riva Light Cure HV (Liquid)

- ▶ STEL: Short Term Exposure Limit
- ▶ TEEL: Temporary Emergency Exposure Limit,
- ▶ IDLH: Immediately Dangerous to Life or Health Concentrations
- ▶ ES: Exposure Standard
- ▶ OSF: Odour Safety Factor
- ▶ NOAEL: No Observed Adverse Effect Level
- ▶ LOAEL: Lowest Observed Adverse Effect Level
- ▶ TLV: Threshold Limit Value
- ▶ LOD: Limit Of Detection
- ▶ OTV: Odour Threshold Value
- ▶ BCF: BioConcentration Factors
- ▶ BEI: Biological Exposure Index
- ▶ DNEL: Derived No-Effect Level
- ▶ PNEC: Predicted no-effect concentration

- ▶ AIIC: Australian Inventory of Industrial Chemicals
- ▶ DSL: Domestic Substances List
- ▶ NDSL: Non-Domestic Substances List
- ▶ IECSC: Inventory of Existing Chemical Substance in China
- ▶ EINECS: European INventory of Existing Commercial chemical Substances
- ▶ ELINCS: European List of Notified Chemical Substances
- ▶ NLP: No-Longer Polymers
- ▶ ENCS: Existing and New Chemical Substances Inventory
- ▶ KECI: Korea Existing Chemicals Inventory
- ▶ NZIoC: New Zealand Inventory of Chemicals
- ▶ PICCS: Philippine Inventory of Chemicals and Chemical Substances
- ▶ TSCA: Toxic Substances Control Act
- ▶ TCSI: Taiwan Chemical Substance Inventory
- ▶ INSQ: Inventario Nacional de Sustancias Químicas
- ▶ NCI: National Chemical Inventory
- ▶ FBEPH: Russian Register of Potentially Hazardous Chemical and Biological Substances

The information contained in the Safety Data Sheet is based on data considered to be accurate, however, no warranty is expressed or implied regarding the accuracy of the data or the results to be obtained from the use thereof.

Other information:

Prepared by: SDI Limited
3-15 Brunsdon Street, Bayswater Victoria, 3153, Australia
Phone Number: +61 3 8727 7111
Department issuing SDS: Research and Development
Contact: Technical Director